













































6 200m Individual Medley Men Heat























Official









Entries Heats Summary

Total Open 17-18 years 13 and older

Rank	Competitor	Age	Club	RT	PTS	Result	
1	 Peck Ryan	19	 Club 37	0.69		2:06.26 Entry: 2:04.24 +2.02	QA
	50m: 26.20	100m: 58.57 (32.37)					
	150m: 1:36.22 (37.65)	200m: 2:06.26 (30.04)					
2	 Zhang Kevin	18	 Roskill Swi...	0.67		2:08.30 Entry: 2:01.92 +6.38	QA
	50m: 26.24	100m: 1:00.31 (34.07)					
	150m: 1:37.09 (36.78)	200m: 2:08.30 (31.21)					
3	 Brown Sam	21	 Coast Swi...	0.75		2:08.61 Entry: 2:00.48 +8.13	QA
	50m: 27.30	100m: 1:00.19 (32.89)					
	150m: 1:37.73 (37.54)	200m: 2:08.61 (30.88)					
4	 Clark Louis	23	 North Shore...	0.74		2:09.39 Entry: 2:06.74 +2.65	QA
	50m: 27.94	100m: 1:03.93 (35.99)					
	150m: 1:41.33 (37.40)	200m: 2:09.39 (28.06)					
5	 Helms Blair	23	 North Shore...	0.66		2:09.96 Entry: 2:03.71 +6.25	QA
	50m: 27.03	100m: 1:00.36 (33.33)					
	150m: 1:37.95 (37.59)	200m: 2:09.96 (32.01)					
6	 Story (V) Jacob	17	 Mt Eden S...	0.72		2:10.79 Entry: 2:08.13 +2.66	QA
	50m: 27.10	100m: 1:01.14 (34.04)					
	150m: 1:37.96 (36.82)	200m: 2:10.79 (32.83)					
7	 Kregting Daniel	17	 Roskill Swi...	0.64		2:11.67 Entry: 2:10.68 +0.99	QA
	50m: 26.70	100m: 1:00.30 (33.60)					
	150m: 1:41.49 (41.19)	200m: 2:11.67 (30.18)					
8	 Buisinne Dieter	21	 North Shore...	0.68		2:11.93 Entry: 2:13.73 -1.80	QA
	50m: 28.16	100m: 1:03.02 (34.86)					
	150m: 1:42.02 (39.00)	200m: 2:11.93 (29.91)					
9	 Lloyd Hunter	17	 Raumati S...	0.64		2:12.98 Entry: 2:12.81 +0.17	QB
	50m: 27.28	100m: 1:01.37 (34.09)					
	150m: 1:41.89 (40.52)	200m: 2:12.98 (31.09)					
10	 Rees Liam	18	 Kiwi ASC	0.70		2:13.41 Entry: 2:14.14 -0.73	QB
	50m: 28.44	100m: 1:02.25 (33.81)					

	150m: 1:41.30 (39.05)	200m: 2:13.41 (32.11)					
11	 Coulter Grayson	13	 North Shore...	0.74	2:13.56 Entry: 2:11.16 +2.40	13yrs NZR QC	
	50m: 27.85 150m: 1:43.21 (42.08)		100m: 1:01.13 (33.28) 200m: 2:13.56 (30.35)				
12	 Videau (V) Sosthene	17	 Tahiti	0.65	2:14.13 Entry: 2:15.89 -1.76	QB	
	50m: 28.21 150m: 1:41.86 (38.35)		100m: 1:03.51 (35.30) 200m: 2:14.13 (32.27)				
13	 Walker Nathan	19	 Jasi Swim ...	0.65	2:15.14 Entry: 2:10.10 +5.04	QC	
	50m: 28.27 150m: 1:42.55 (38.03)		100m: 1:04.52 (36.25) 200m: 2:15.14 (32.59)				
14	 Love Jack	18	 Blenheim S...	0.71	2:15.29 Entry: 2:11.21 +4.08	QB	
	50m: 28.06 150m: 1:43.56 (42.23)		100m: 1:01.33 (33.27) 200m: 2:15.29 (31.73)				
15	 Kenny Sam	19	 Coast Swi...	0.70	2:16.71 Entry: 2:08.94 +7.77	QC	
	50m: 26.97 150m: 1:43.50 (41.24)		100m: 1:02.26 (35.29) 200m: 2:16.71 (33.21)				
16	 Mellsop Curtis	22	 Nga Tai Tu...	0.71	2:17.05 Entry: 2:13.10 +3.95	QC	
	50m: 27.84 150m: 1:46.38 (42.91)		100m: 1:03.47 (35.63) 200m: 2:17.05 (30.67)				
17	 Willis Alexander	18	 Ice Breaker...	0.63	2:17.35 Entry: 2:10.09 +7.26	QB	
	50m: 27.79 150m: 1:44.45 (40.64)		100m: 1:03.81 (36.02) 200m: 2:17.35 (32.90)				
18	 Baffert (V) Matheo	17	 Tahiti	0.78	2:17.65 Entry: 2:20.35 -2.70	QB	
	50m: 28.44 150m: 1:45.67 (42.74)		100m: 1:02.93 (34.49) 200m: 2:17.65 (31.98)				
19	 Ludlow Caleb	18	 Alexandra ...	0.70	2:17.86 Entry: 2:13.35 +4.51	QB	
	50m: 27.99 150m: 1:43.52 (37.91)		100m: 1:05.61 (37.62) 200m: 2:17.86 (34.34)				
20	 Reiher Joseph	18	 Porirua City...	0.71	2:18.13 Entry: 2:14.20 +3.93	QB	
	50m: 28.05 150m: 1:42.92 (36.09)		100m: 1:06.83 (38.78) 200m: 2:18.13 (35.21)				
21	 Cowen Nicholas	18	 North Shore...	0.66	2:18.68 Entry: 2:16.63 +2.05	QC	
	50m: 30.16 150m: 1:45.03 (38.17)		100m: 1:06.86 (36.70) 200m: 2:18.68 (33.65)				
22	 Shanks Curtis	17	 Jasi Swim ...	0.73	2:19.29 Entry: 2:20.14 -0.85	QC	

		50m: 30.16	100m: 1:06.84 (36.68)						
		150m: 1:45.31 (38.47)	200m: 2:19.29 (33.98)						
23	 Grace Flynn	17	 Vikings Swi...	0.77	2:19.69	Entry: 2:14.55	+5.14	QC	
		50m: 29.30	100m: 1:05.25 (35.95)						
		150m: 1:46.20 (40.95)	200m: 2:19.69 (33.49)						
24	 Humphries Jacob	16	 North Shore...	0.78	2:19.78	Entry: 2:15.46	+4.32	QC	
		50m: 27.79	100m: 1:04.14 (36.35)						
		150m: 1:45.28 (41.14)	200m: 2:19.78 (34.50)						
25	 Bao Elwin	16	 North Shore...	0.71	2:20.06	Entry: 2:15.68	+4.38		
		50m: 28.48	100m: 1:04.38 (35.90)						
		150m: 1:45.21 (40.83)	200m: 2:20.06 (34.85)						
26	 Lockhart Callum	20	 Vikings Swi...	0.72	2:20.33	Entry: 2:13.96	+6.37		
		50m: 28.96	100m: 1:03.98 (35.02)						
		150m: 1:47.33 (43.35)	200m: 2:20.33 (33.00)						
27	 Asiata Samuel	16	 Howick Pak...	0.74	2:20.35	Entry: 2:18.40	+1.95		
		50m: 29.39	100m: 1:04.63 (35.24)						
		150m: 1:46.38 (41.75)	200m: 2:20.35 (33.97)						
28	 Russell Charlie	17	 North Shore...	0.76	2:20.79	Entry: 2:20.01	+0.78		
		50m: 29.46	100m: 1:06.39 (36.93)						
		150m: 1:47.86 (41.47)	200m: 2:20.79 (32.93)						
29	 Kernivinen (V) Enzo	17	 Tahiti	0.64	2:21.39	Entry: 2:15.12	+6.27		
		50m: 28.13	100m: 1:05.70 (37.57)						
		150m: 1:49.70 (44.00)	200m: 2:21.39 (31.69)						
30	 Yin Caleb	15	 Mt Eden S...	0.67	2:21.95	Entry: 2:19.29	+2.66		
		50m: 29.31	100m: 1:07.12 (37.81)						
		150m: 1:45.88 (38.76)	200m: 2:21.95 (36.07)						
30	 Sugiyama Taka	17	 Kiwi ASC	0.66	2:21.95	Entry: 2:18.43	+3.52		
		50m: 29.82	100m: 1:06.69 (36.87)						
		150m: 1:49.41 (42.72)	200m: 2:21.95 (32.54)						
32	 BakerSefo Ionatana	17	 Pirates Swi...	0.70	2:21.98	Entry: 2:19.50	+2.48		
		50m: 28.20	100m: 1:05.08 (36.88)						
		150m: 1:47.35 (42.27)	200m: 2:21.98 (34.63)						
33	 Kuzmenkov Dmitry	16	 North Shore...	0.71	2:23.15	Entry: 2:18.92	+4.23		
		50m: 30.25	100m: 1:10.11 (39.86)						
		150m: 1:48.94 (38.83)	200m: 2:23.15 (34.21)						

34	 Julian Miles	18	 Matamata ...	0.68	2:23.64 Entry: 2:19.78 +3.86
	50m: 29.13		100m: 1:07.29 (38.16)		
	150m: 1:49.53 (42.24)		200m: 2:23.64 (34.11)		
35	 Swanepoel Jonathan	17	 Coast Swi...	0.70	2:24.17 Entry: 2:16.70 +7.47
	50m: 27.91		100m: 1:05.23 (37.32)		
	150m: 1:50.14 (44.91)		200m: 2:24.17 (34.03)		
36	 Park John	16	 St Paul's S...	0.70	2:24.71 Entry: 2:19.57 +5.14
	50m: 29.65		100m: 1:07.50 (37.85)		
	150m: 1:49.30 (41.80)		200m: 2:24.71 (35.41)		
-	 Roux (V) Nael	18	 Tahiti	0.65	DSQ